



US00D617774S

(12) **United States Design Patent**  
**Graber**

(10) **Patent No.:** **US D617,774 S**

(45) **Date of Patent:** **\*\* Jun. 15, 2010**

(54) **HOUSING FOR PUBLIC ADDRESS SYSTEM**

D460,437 S \* 7/2002 Lancaster et al. .... D14/214  
D470,124 S \* 2/2003 Jordan et al. .... D14/212  
D573,133 S \* 7/2008 Milks et al. .... D14/214

(76) Inventor: **Curtis E. Graber**, 9301 Roberts Rd.,  
Woodburn, IN (US) 46797

\* cited by examiner

(\*\*) Term: **14 Years**

*Primary Examiner*—Nanda Bondade

(21) Appl. No.: **29/316,004**

(74) *Attorney, Agent, or Firm*—Paul W. O'Malley; Susan L. Firestone

(22) Filed: **Aug. 14, 2009**

(57) **CLAIM**

(51) **LOC (9) Cl.** ..... **14-01**

The ornamental design for a housing for a public address system, as shown and described.

(52) **U.S. Cl.** ..... **D14/214**

(58) **Field of Classification Search** ..... D14/204,  
D14/210–216, 172; 181/143–144, 147–148,  
181/150–153, 157, 198–199; 381/300–303,  
381/306, 332–333, 336, 345, 361–364, 386–388  
See application file for complete search history.

**DESCRIPTION**

FIG. 1 is a top, front and left side perspective view of a housing for public address system showing my new design; FIG. 2 is right side elevational view thereof; and, FIG. 3 is a bottom plan view thereof.


All three sides of the speaker are identical.

(56) **References Cited**

U.S. PATENT DOCUMENTS

4,805,730 A \* 2/1989 O'Neill et al. .... 181/148  
D330,376 S \* 10/1992 Kawaguchi ..... D14/212

**1 Claim, 3 Drawing Sheets**






FIG. 1




FIG. 2

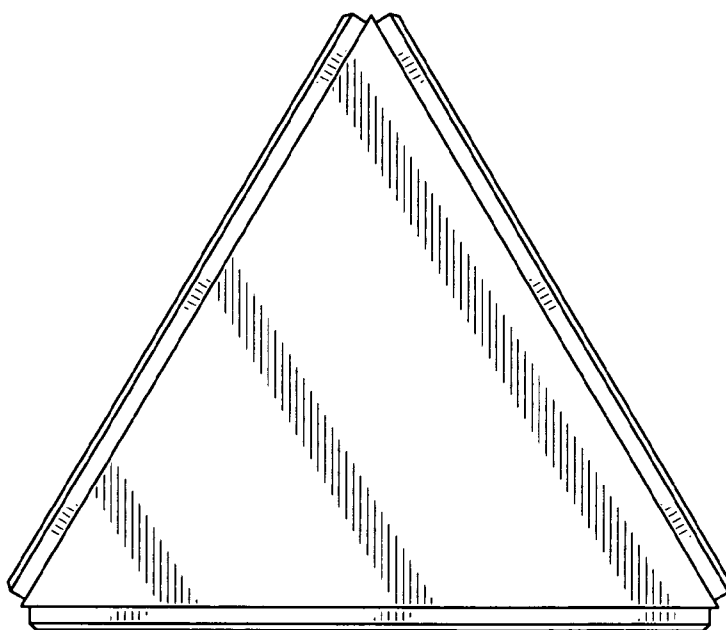


FIG. 3